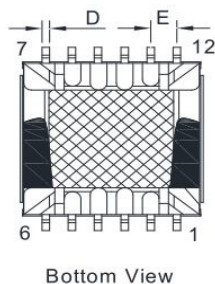
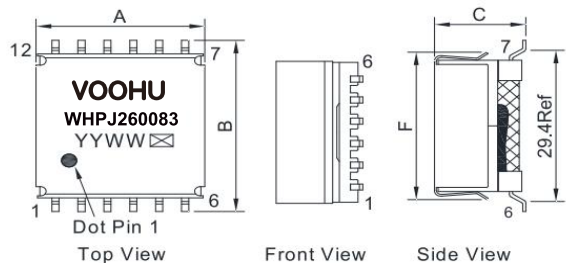


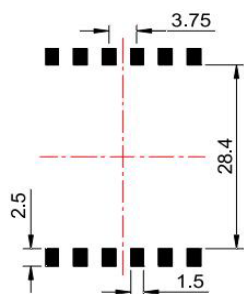
REACH & RoHS
COMPLIANT

A. Dimensions:(Unit:mm)

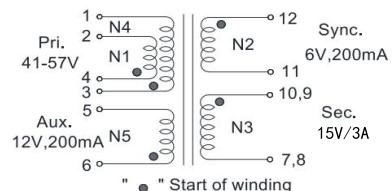


- A 27.0MAX.**
- B 33.0MAX.**
- C 14.5MAX.**
- D 1.0±0.1**
- E 3.75±0.3**
- F 28.5MAX.**

B. Suggested PD Layout:(Unit:mm)



C. Schematics :



" • " Start of winding
 *Customer to tie terminals 1&2,3&4,7&8 and 9&10 on PC board.
 *Application of the transformer allows for the leadwires between terminals 1&2,3&4, 7&8 and 9&10 to solder bridge.

D. Characteristics Value

D.1: Ambient condition

Parameter	Value	Condition
Operating temperature	-40°C to +125°C	Self-temperature rise included
Storage temperature	+5°C to +40°C	With Package
Storage temperature	0°C to +85°C	Without Package, Just For Components

D.2: Data sheet (25°C ± 5°C, unless otherwise noted)

Parameter	Terminal	Value	Condition
Inductance(L)	3,4--1,2	55 μH ±10%	100KHz,0.1Vrms
Leakage Inductance(LK)	3,4--1,2	1 μH Max	100KHz,0.1Vrms,Short other
Inductance(ΔL≤10%)	NA		100KHz,0.1Vrms
Cww	NA		100KHz/10mVAC/Cs
DC Resistance(DCR)	3,4--1,2	54 mΩ Max	
	10,9--7,8	35 mΩ Max	
	6--5	138 mΩ Max	
	12--11	63 mΩ Max	
Turns ratio	(3,4--1,2):(10,9--7,8):(6--5):(12--11)	18:8:6:3 ±3%	20KHz,1.0Vrms
Dielectric strength	Pri--Sec	1500VAC	50/60Hz/1mA/60S

VOOHU 苏州沃虎电子科技有限公司
Su Zhou Voohu Electronic Tech.Co.Ltd

TITLE: SIZE A4 UNITS MM[INCH] GENERAL TOLERANCES UNLESS SPECIFIED APPROVED BY: Geoffrey.Song

PART NO.: WHPJ260083 (项目号) SCALE 1:1 REV A0 .xx±0.25 .x°±3.0° CHECKED BY: Elvis.Song

TEL: +86 400 1048 018 WEB: WWW.VOOHU.CN

REMARK: SHEET 1/1 .xxx±0.10 .xxx°±1.0° DESIGNED BY: Sunny.Xu

