

Specification for Approval

产品承认书

Customer:

Customer P/N:

VOOHU P/N:

WHST06002G0

Version No.:

V0.1

Description:

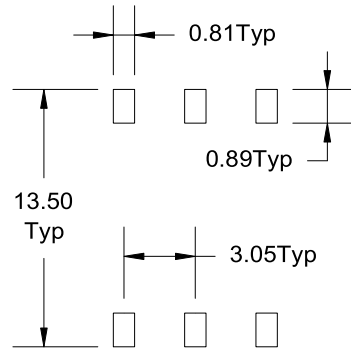
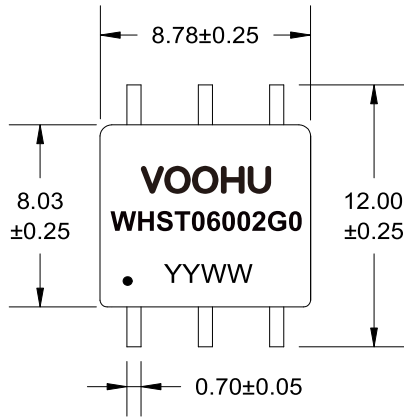
10 BASE-TX

Gate-Drive Application

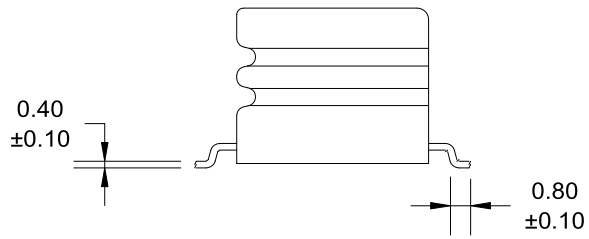
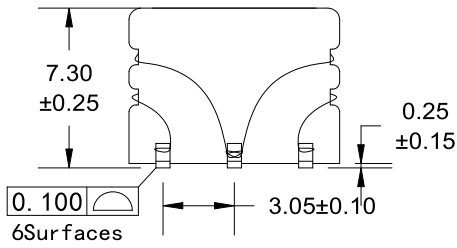
SUZHOU VOOHU Company Approval		Customer Approval (客户承认签章)
DRAWN	Geoffrey.Song	
CHECKED	Sunny.Xu	
APPROVED	Elvis. Song	
日期DATE:2026/05/11		日期DATE: 2026/05/11

Please Return One Copy to Us After Approved,TKs! (承认后请回寄一份,谢谢)

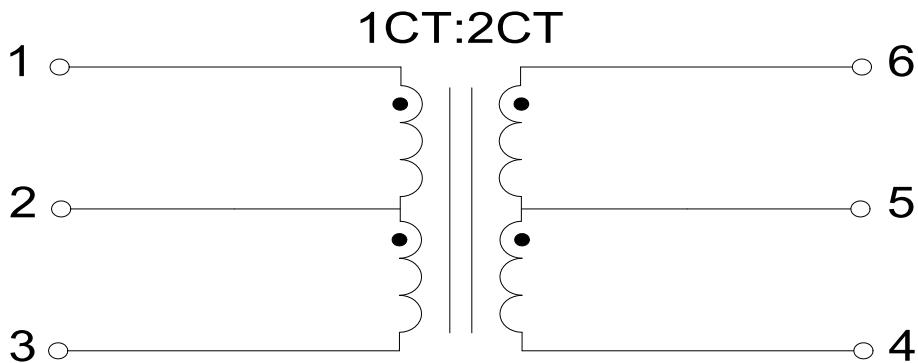
A. MECHANICAL(unit:mm)



Suggested PAD Layout



B. Schematics



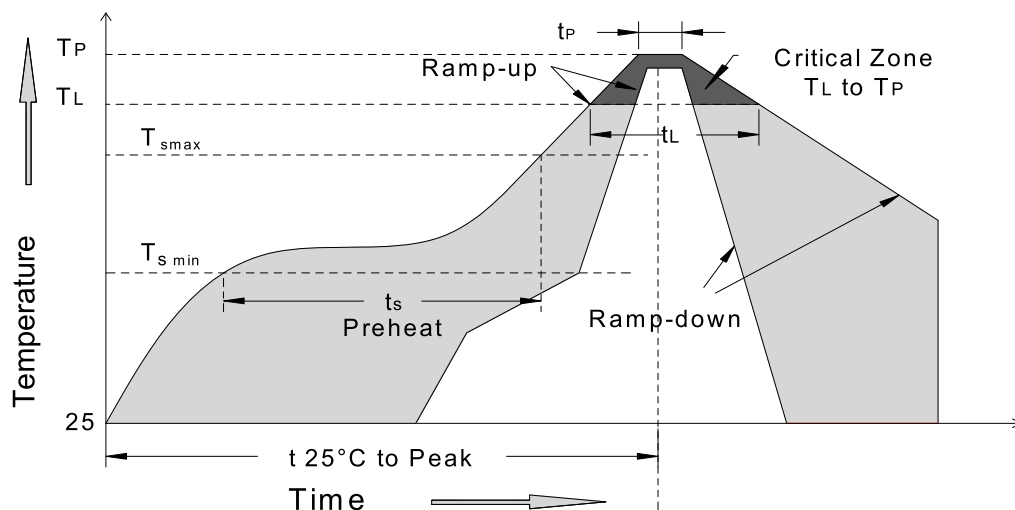
DESCRIPTION	PART NO.	REV:R0
10 BASE-TX	WHST06002G0	PAGE:2/4

C. ELECTRICAL SPECIFICATIONS @25°C

Unless Otherwise Specified, Testing is Performed at 25°C ± 5°C

1. OCL(Pin1-3): 340uH Min @ 100 KHz, 0.1V @25°C
2. Leakage Inductance: 1.0uH Max @ 100KHz, 0.1V
3. DCR(Pin1-3): 750mΩ Max
DCR(Pin6-4): 1300mΩ Max
4. CW/W: 20 pF Max @ 100 KHz, 0.1V
5. Turns Ratio: (Pin1-3):(Pin6-4)=1CT:2CT±5%
6. Isolation Hipot: 4000Vrms
7. Operating temperature -40°C to +125°C
8. Storage temperature -40°C to +125°C
9. 8mm minimum creepage & clearance distance between PRI&SEC
10. Meet AEC-Q200

D. RECOMMEND WAVE SOLDERING CURVE



MSL:

Grade: 1 level. Floor life: 0.5 year Condition: ≤30°C/60%RH.

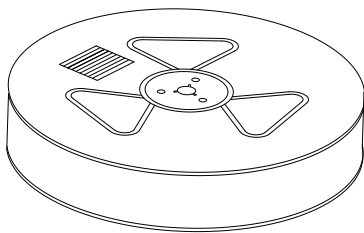
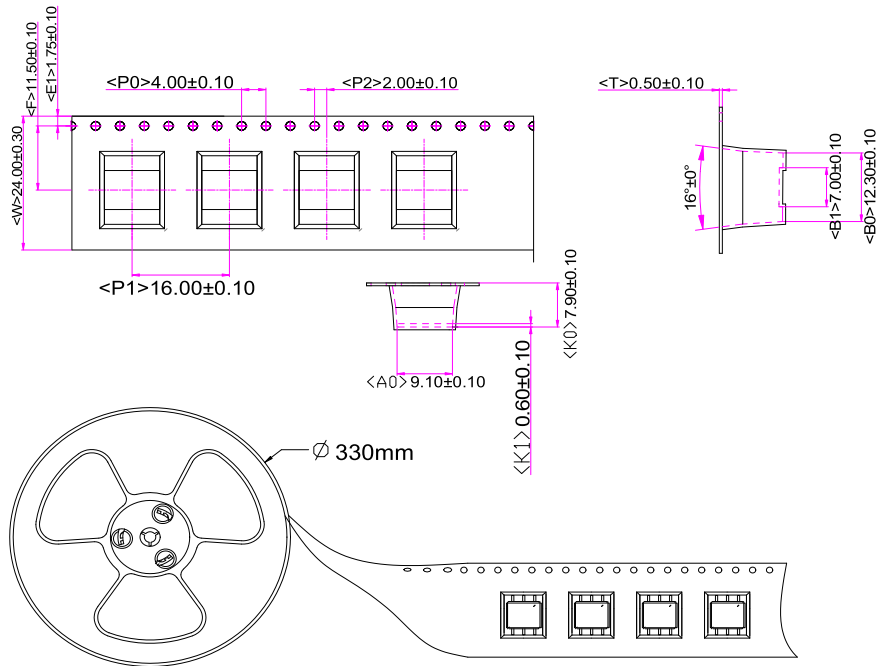
Ramp up rate=3°C/s max Ramp down rate=6°C/s max

TL=217°C tL=60s-150s Tp=250+/-3°C Time within 5°C of actual Peak Temperature (tp): 20~40s

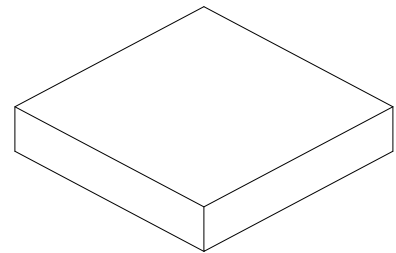
Ts min=150°C Ts max=200°C Ts min to Ts max: 60s-180s, 25°C to peak Temperature: 8minutes max

DESCRIPTION	PART NO.	REV:R0
10 BASE-TX	WHST06002G0	PAGE:3/4

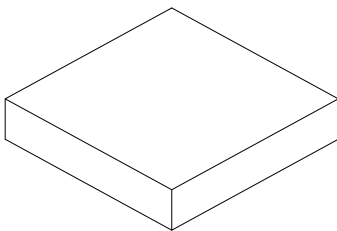
E. Packaging specification



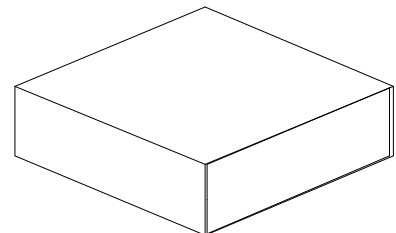
Three Reel



Inner Carton



Two Inner Carton



Export Carton

Package Quantity:

One Reel=500Pcs

One Inner Carton=500*3=1500Pcs

One Export Carton=1500*2=3000Pcs

DESCRIPTION	PART NO.	REV:R0
10 BASE-TX	WHST06002G0	PAGE:4/4